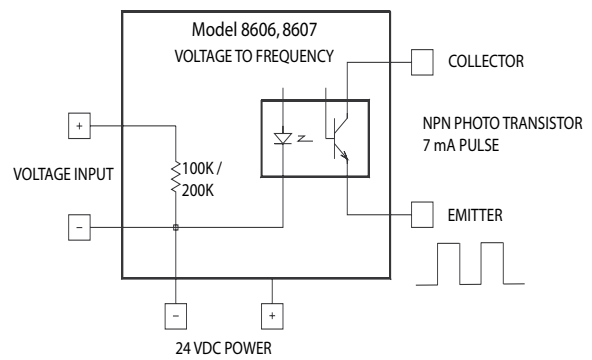
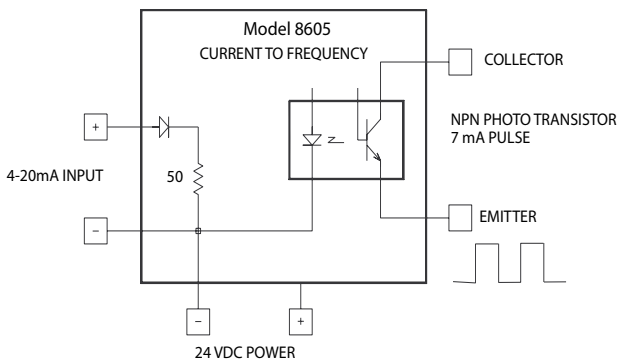




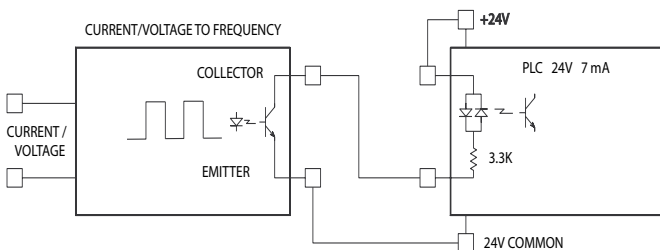
Model 8605, 8606, 8607 analog input modules are designed to interface with the 24 VDC logic inputs for applications requiring additional analog inputs. The 8600 modules output a square wave up to 500 Hz allowing the PLC to count the frequency producing about 8 bit resolution, 1 part in 500.

The 8600 modules have an isolated floating optocoupler transistor which provides the output with DC isolation from the input and DC power. The output transistor is fully floating allowing either source or sink connection to the PLC.

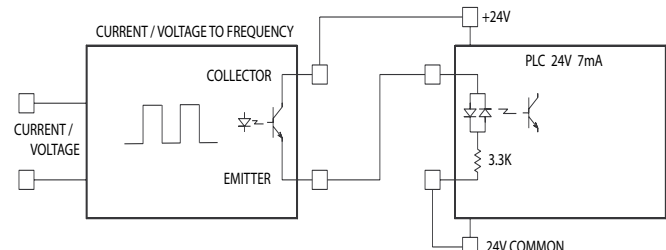
The modules are housed in a plastic case with a built in U-foot for mounting on standard DIN rails. The case dimensions, excluding the U-foot, are 1.65" H x 1.06"W x 3.78"L. Connections are made to screw clamp terminals that accept wire sizes 22 to 16.



MODEL 8605, 8606, 8607 SINK CONNECTION

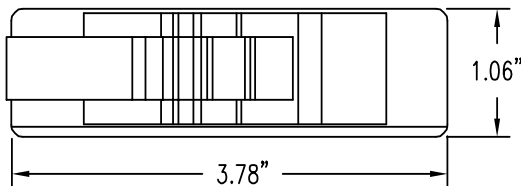
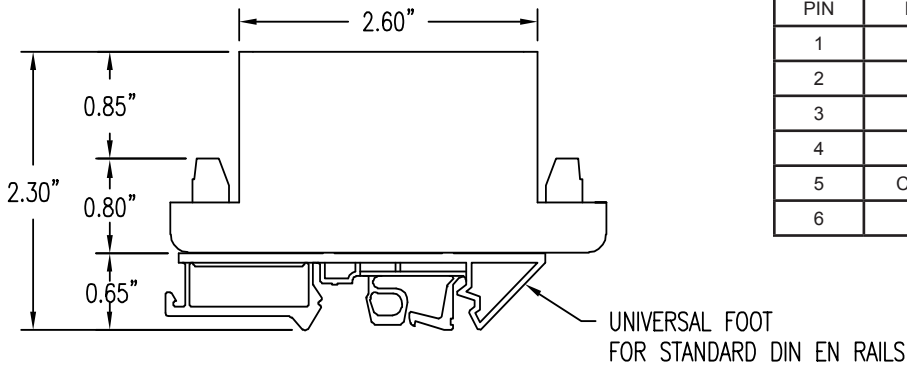
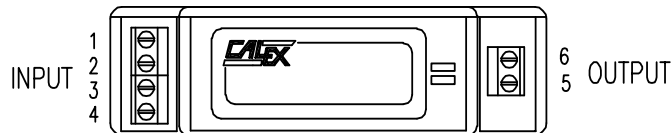


MODEL 8605, 8606, 8607 SOURCE CONNECTION



Models 8605, 8606, 8607

Model	8605	8606	8607
Input	0 to 20 mA	0 to 5 Volts	0 to 10 Volts
Output	0 to 500 Hz	0 to 5000 Hz	0 to 5000 Hz
Input Resistance	50 Ohms	100K Ohms	200K Ohms
Resolution	40 μ A/Hz	0.01 V/Hz	0.02 V/Hz
Linearity From 0.5% of Full Scale Maximum	$\pm 0.01\%$ Typical	$\pm 0.015\%$ Typical	$\pm 0.01\%$ Typical
Accuracy (23° $\pm 2^\circ$ C)	$\pm 0.1\%$ of Full Scale		
Temperature Coefficient 0° to 55°C	$\pm 0.003\%/^\circ$ C Typical $\pm 0.015\%/^\circ$ C Maximum		
Response Time	Less than 1 Cycle of Final Frequency		
Over-range Output	120%	200%	120%
Output, Full Scale	500 Hz Square Wave Floating Optocoupler Transistor 7 mA Minimum current		
Isolation Input to Output Transistor	700 Volts DC 5 pF		
Power Requirements Voltage Current	Power Supply Common connected to Signal Input Common 12 to 26 Volts DC 15-21 mA Typical		
Environment Operating Storage	0°C to +55°C -40°C to +80°C		
Size (Not including universal foot)	1.65"H x 1.06"W x 3.78"L (42 x 27 x 96mm)		
Weight	3 oz (85 grams)		
Agency Approvals	UL508, C22.2 No 14-M91, UL1604, C22.2 No 213-M1987		



	MODEL 8605	MODEL 8606	MODEL 8607
PIN	FUNCTION	FUNCTION	FUNCTION
1	+ INPUT	+ INPUT	+ INPUT
2	-INPUT	-INPUT	-INPUT
3	COM	COM	COM
4	+24V	+24V	+24V
5	COLLECTOR	COLLECTOR	COLLECTOR
6	EMITTER	EMITTER	EMITTER